
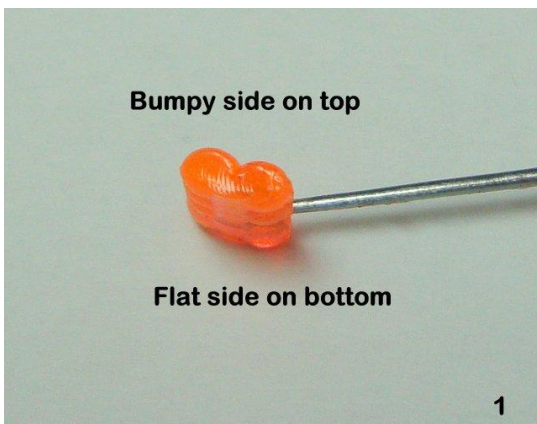
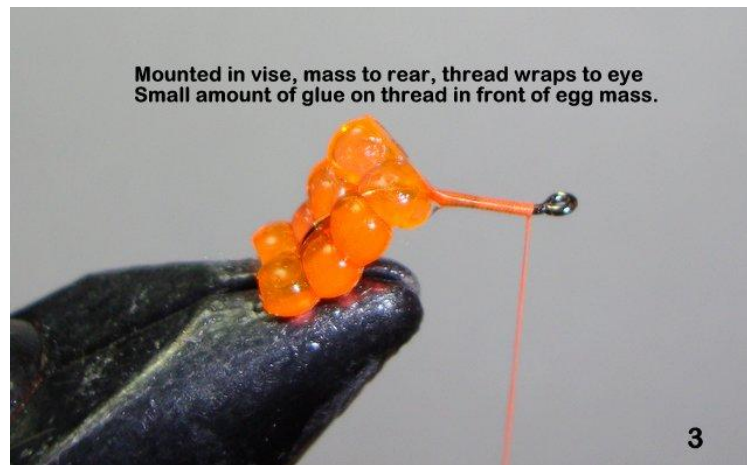



1. Cut 8 eggs from the 2 x 2 mm Sucker Spawn string of material. Use Orange thread color to match Tangerine egg color.
2. With flat side of egg string facing you use a #12 hook & insert point of hook into top left of string, out at the middle, then back into the string coming out on the lower right end on a diagonal. **No hook through bottom two eggs!!**



3. Mount in vise & push egg material to the bend of the hook leaving the shank open for a thread base. From rear of shank tie thread base up to eye. Put a **small** dab of super glue on thread base & push egg mass up to eye being careful not to push any excess glue into the eye.



4. Now push **bottom 2 eggs over the mass**, up to eye; interweave several wraps of thread from eye to rear to eye to rear over eggs. Repeat at least 4 times, leaving thread at rear of egg mass. Ensure you form a globule of the egg mass while doing this step by pushing on egg mass as you interweave thread from to rear to front.



5. Tie **small amount** of veil at rear of mass; move thread over egg mass to behind eye. Then put **small dab** of super glue on top of egg mass. Then spread veil over top of mass to eye and make one loose wrap of thread. Pull veil down tightly over egg mass and make 2 X wraps to lock veil in place. Fold veil back to rear of globule egg mass, whip 2 X at eye and fly is finished.

